

iQlickers™ Workshop

Contents

| | | |
|------|----------------------------------------------------------|----|
| I. | Create a Session for Presentation Using iQlickers™ | 2 |
| A. | Welcome | 2 |
| B. | Login | 2 |
| C. | Add Course | 3 |
| D. | Add Questions..... | 3 |
| E. | Add Session | 4 |
| F. | Add Session Questions | 5 |
| II. | Present a Session using iQlickers™ | 6 |
| A. | Main Window | 6 |
| B. | Register | 6 |
| C. | Start Polling | 7 |
| D. | Show Polling Statistic (Question)..... | 9 |
| E. | Show Polling Statistic (Session) | 9 |
| III. | Final Challenge | 10 |
| IV. | Further Information..... | 10 |

I. Create a Session for Presentation Using iQlickers™

A. Welcome

1. Open Web Brower and enter <http://www.iqlickers.com>
2. You will see the following logo screen.

上我的課不要關掉手機!
Don't Turn Off your Mobile in My Lesson!

HKBU develops iQlickers™, a mobile phone-based instant classroom response system

CREATED By

Albert Lee,
Department of Chemistry

Joseph Ng,
Department of Computer Science

Eva Wong,
Centre For Holistic Teaching and Learning

Alfred Tan,
Knowledge Transfer Office

FUNDED By

Hong Kong Baptist University
Strategic Development Fund

| | |
|------------------------------|--------|
| 浸大推手機即時回應系統 | [大公報] |
| 浸大研手機短訊增課堂互動 | [頭條日報] |
| 浸大手機答題系統研推廣至中小學 | [文匯報] |
| 浸大推短訊系統課堂互動 學生怕癩懶回應 手機答問題 | [晴報] |
| 浸大研發手機平台助師生互動 | [香港商報] |
| 浸大研發手機作課堂互動 | [星島日報] |
| 浸大推手機上課互動 | [蘋果日報] |

Manual **Start**

3. Click Start

B. Login

4. Login using your own username & password

Try:

- Change your password.

C. Add Course

5. Select Course -> Add Course
6. Add a course with the following details:
 - Course Name: iQlickers Workshop
 - No. of student: 15
 - Description: Learn how to use iQlickersClick Add.

Tips:

- A course is used to associate questions created later.
- Associating questions to a course makes search questions and add to a session for presentation easier.

Try:

- Edit the course details just created.

D. Add Questions

7. Select Question -> Add Question
8. Create a question with the following details:
 - Course Name: iQlickers Workshop
 - Question Type: MC
 - Category1: Health
 - Public?: NO
 - Difficulty: VERY EASY
 - Template: 2
 - Content: Which one of the following snacks contains the highest calorie content per unit weight?Click Add.
9. Edit Answers with the following details:
 - Position: 1
 - Is Answer: YES
 - Multimedia: M:\iQlickers\image1.jpgClick Add Answer.

Position: 2
Is Answer: NO
Multimedia: M:\iQlickers\image2.jpg
Click Add Answer.

Position: 3
Is Answer: NO
Multimedia: M:\iQlickers\image3.jpg
Click Add Answer.

Position: 4
Is Answer: NO
Multimedia: M:\iQlickers\image4.jpg
Click Add Answer.

Tips:

- To pre-view a question just created, select Question from the menu bar. Then look for the question and press the view button

Try:

- Re-order the positions of the answers.

Challenge:

- Add a new question which accepts short sentence as an answer

E. Add Session

10. Select Session -> Add Session
11. Add a session and there is the session detail:
Session Name: Familiarize iQlickers
Public?: NO
Show Vote Correctness: NO
Description: iQlickers Workshop
Pre-registered Phone No.: -----
Click Add.

Tips:

- “Public?” controls whether assistants can view a session. “When Public?” is set to NO, Assistant cannot view the session.
- Show Vote Correctness allows voters to see if their answers are correct or not on the screen. When Show Vote Correctness is YES, correct answers will be highlighted in different color.
- Registered phone numbers of one session can be copied to another session. Students with those phone numbers need not to register again in that other session. This function can be accessed from the session menu as a button named 'view registration' next to each session in the session list.
- Session can be duplicated. All questions (except pre-registered phone numbers) will be cloned to the newly duplicated session. This function can be accessed from the session menu as a button named 'copy' next to each session in the session list.

Try:

- Edit the session details just created.

F. Add Session Questions

12. Select Add Session Question

13. Add Session Question:

Course Name: iQuickers Workshop

Category1: Health

Question: Which one of the following snacks contains the highest calorie content per unit weight? (Choose from dropdown List)

Position: 1

Template: 2

Time Allowed: 120

Click Add.

Tips:

- Time allowed can be pre-set or adjusted during voting.

Try:

- Edit the weight of the answers of the session question


II. Present a Session using iQlickers™

A. Main Window

1. Select Presentation -> Present
2. You will see the following screen.




B. Register

3. Select  (Register) and Registration will start.
4. You will see the following screen.



Tips:

- To clear registration number, press  (Clear).
- An optional student number can be added after the registration code during registration. In this case, a student with student number 12135327 can register to the system with registration code 398 by sending an SMS with content 398 12135327 to the system.


At the same time, the system will create a login account to that student. The student can then use the web-version as an alternative to answer questions.

- If there is no registered number in that session, an answer code will appear in each question. Students can participate in the poll by entering that code before sending answer.




Try:


- You may now try to register this session by sending the registration code to the corresponding phone number.

C. Start Polling

5. After registration, select Question 1. You will see there is an arrow above Question 1.
6. Press  (Start)
7. Polling will stop when the second left reaches 0.

Tips:


- To end polling earlier, press  (Stop).
- To add time, press  (Add Time)
- To abstract time, press  (Abstract Time).
- Allow an additional 15 seconds for the server to process late coming SMS.
- For polls with valid answer, phone number/name will appear in the left hand side in blue. Invalid polls will have phone number/name shown in red.
- To re-attempt the question, press the question number again and press start. Previous answers of a re-attempted question will be kept and new answers will be added. It is very useful if only a few students in class submitted their answer within the time limit in the first poll.

- To start a new attempt, press the “+” icon ( new attempt) next to the attempt number. In this case, all students will need to submit their answers again.
- The phone number appeared during polling can be moved around the screen and zoomed in/out.

Try:

- Send an SMS to answer the question.

Challenge:

- Add a new MC question from the presentation screen.
1. Press  (Add question) and you will see the following screen.




iQlickers™



phone number to send SMS to your service provide

SmarTone 65115505
PCCW 65116606
China Mobile/Peoples 65117007
3HK 65118108
New World/CSL/One2Free 65119009

Web Access
<http://www.iqlickers.com/web/>

2. Add Session Question:
Q: -----
Type of Question: MC
Number of Answers: 4
Time Allowed: 120
Press  (OK) and close the windows.

D. Show Polling Statistic (Question)

8. To view the statistics, press  (Statistics).
9. To show the answer, press  (Answer).

Tips:

- The chart can be zoom in and zoom out.

E. Show Polling Statistic (Session)

10. Select Session-> Statistics
11. You can now view the answer statistics table of the session.

III. Final Challenge

1. Create a new session and make registration with previous session registration list.
2. Create and poll a question with question type “Short”.
3. Start a poll with self-bring question (question not loaded into the system in advance)

IV. Further Information

Please refer to the following links to get more information on how to use iClickers:

Quick Start Guide for Lecturers:

http://www.iclickers.com/docs/quick_start_lecturer.pdf

Detailed User Guide for Lecturers:

http://www.iclickers.com/docs/user_guide_lecturer.pdf

Quick Start Guide for Students to Answer Questions on Desktops or Mobile Phones Using a Web Browser:

http://www.iclickers.com/docs/quick_start_student_web.pdf